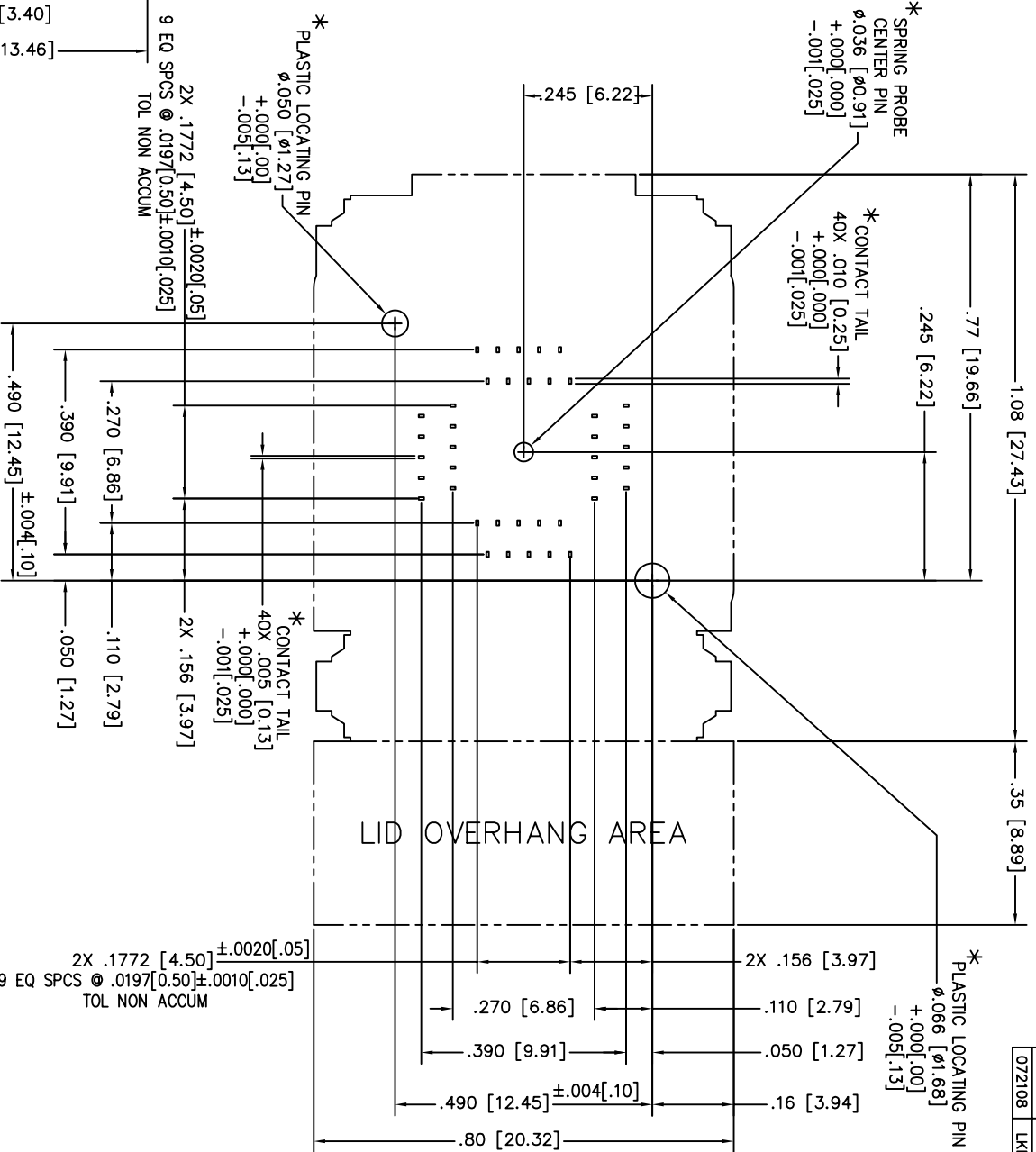
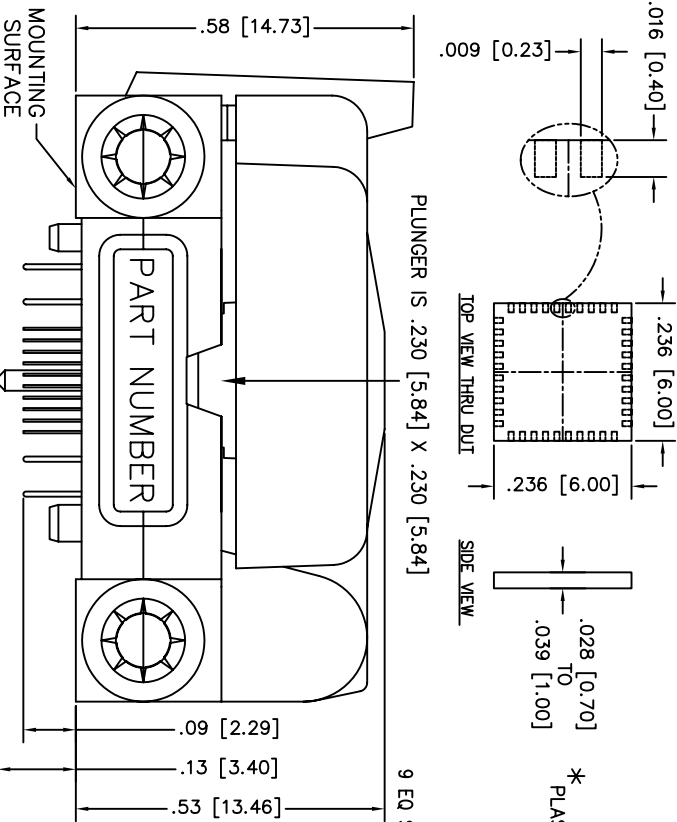
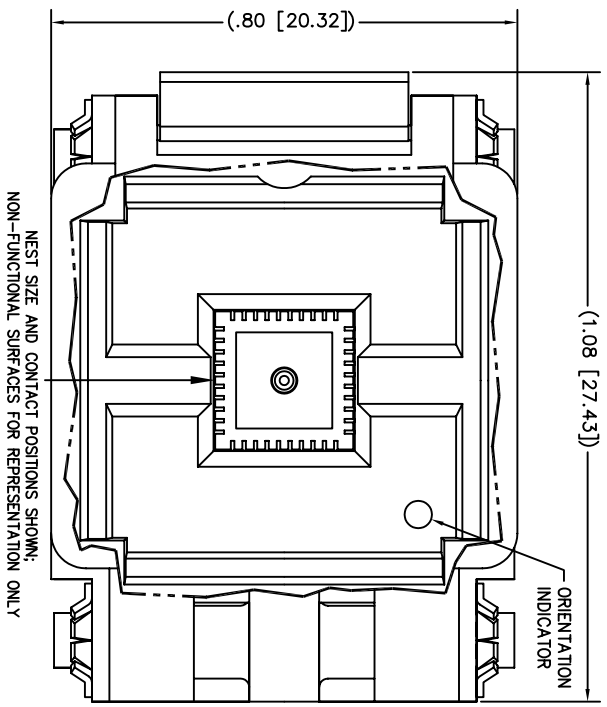


NOTE: * DIMENSIONS OF SOCKET FEATURES SHOWN.
 BOARD DESIGNER SHOULD SELECT APPROPRIATE HOLE
 SIZES TO PROVIDE A SLIP FIT FOR THESE FEATURES.



THIS DRAWING IS SUBJECT TO CHANGE WITHOUT
 NOTICE. PLEASE REQUEST A CURRENT DRAWING
 WHEN LAYING OUT BOARDS.

FEATURES - S
 = OFFSET CONTACT
 = SPRING PROBE CENTER PIN

UNLESS OTHERWISE SPECIFIED
 XXX = 4.003 SURFACE
 XX = 4.010 FINISH
 X = .010 ANGLE = .41
 ALL DIM ARE IN INCHES
 ALL DIM (X) ARE MILLIMETERS
 REMOVE ALL BURS AND
 SHARP EDGES

SCALE	NONE	DATE
DWN	LKI	072108
CHK		
ENGR		
APP'D		

SIZE C
 DWG NO. 40QNS0S16060
 SH 1/1

TITLE
 QFN SOCKET;
 6 x 6mm, 0.50mm-PITCH;
 40 CONTACTS PLUS SPRING PROBE
 CENTER PIN; THRU-HOLE

PART NUMBER
 40QNS0S16060

ASTROPHOS
 2601 TEXAS DRIVE
 IRVING, TX 75062

DATE	INT
072108	LKI